

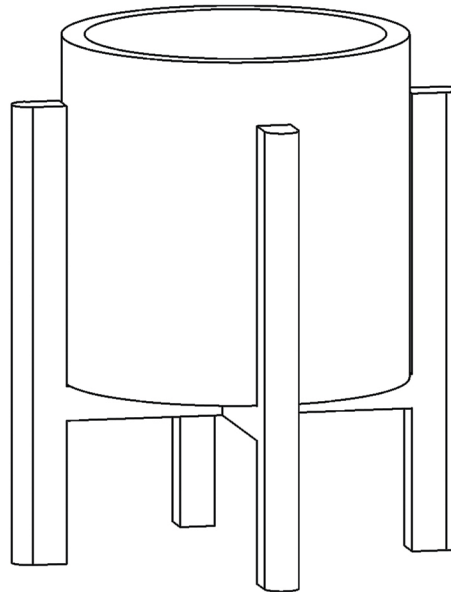
MOE'S

home collection

ASSEMBLY INSTRUCTIONS.

EVEREST ROUND PLANTER LARGE




BQ-1053-05






THANK YOU FOR YOUR PURCHASE!

PARTS AND HARDWARE

PARTS LIST

No.	DESCRIPTION	IMAGE	Q'TY
P1	Concrete part		01
P2	Wooden leg A		01
P3	Wooden leg B		01

HARDWARE LIST

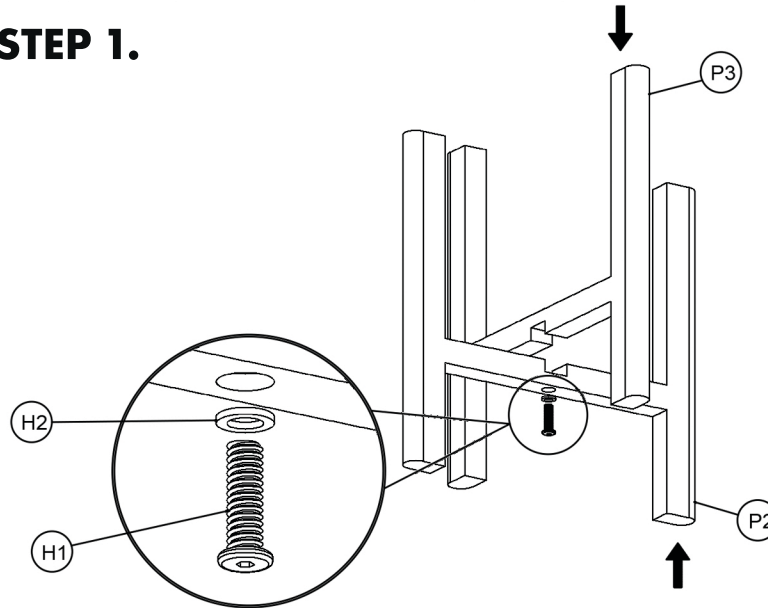
No.	DESCRIPTION	IMAGE	Q'TY
H1	BOLT M6x30		01
H2	WASHER M6x12		01
H3	ALLEN KEY		01

NOTES.

Thank you for purchasing this quality product! Be sure to check all packing material carefully for small part that may have come loose inside the carton during shipping.

CAUTION: The item is heavy, assembly should be performed by two people.

STEP 1.



STEP 2.

